

## Corporate Fact Sheet

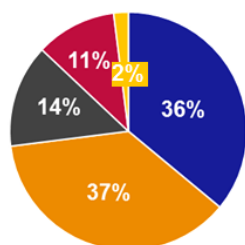
Zoetis is a global animal health company dedicated to supporting customers and their businesses in ever better ways. Building on more than 60 years of experience in animal health, Zoetis discovers, develops, manufactures and markets veterinary medicines and vaccines, complemented by diagnostic products and genetic tests and supported by a range of services.

<b>Diverse Product Portfolio</b>	Includes approximately 300 product lines that span five product categories: vaccines, parasiticides, anti-infectives, medicated feed additives and other pharmaceutical products. Our diverse product line is complemented by diagnostic products and genetic tests and supported by a range of services.
<b>Species We Serve</b>	Eight core species: cattle (beef, dairy), pigs, poultry, sheep, fish, dogs, cats, horses
<b>Local Presence, Global Reach</b>	We market our products in more than 100 countries and have a local presence in approximately 45 countries.
<b>Our Customers</b>	Livestock producers and veterinarians
<b>Manufacturing</b>	We operate a network of 28 manufacturing sites across 12 countries to deliver a reliable supply of quality products.
<b>Research &amp; Development</b>	In addition to our global R&D headquarters in Kalamazoo, Michigan, the Zoetis research network includes R&D teams in the United States (Nebraska and North Carolina), Europe (Belgium, Norway and Spain), Australia, and in key emerging markets (Brazil, India, China and Vietnam).
<b>Annual Revenues</b>	2015 - \$4.8 billion (see Fig. 1-3) <sup>1</sup> <ul style="list-style-type: none"> <li>62% of our revenue is from farm animal products</li> <li>37% of our revenue is from companion animal products</li> </ul>
<b>Stock Exchange Listing</b>	NYSE: ZTS
<b>Number of Employees</b>	Approximately 9,000
<b>Global Headquarters</b>	Florham Park, New Jersey, United States
<b>Website</b>	www.Zoetis.com

Data included in this fact sheet is as of December 31, 2015.

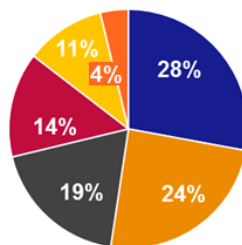
<sup>1</sup>Based on 2015 revenue. Charts exclude revenue associated with Client Supply Services (CSS), which represented 1% of total 2015 revenue.

**FIG 1: REVENUE BY SPECIES<sup>1</sup>**



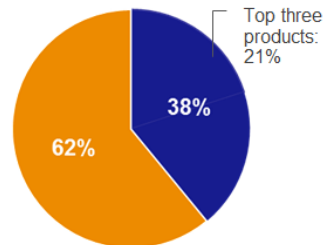
- Cattle
- Companion Animal
- Swine
- Poultry
- Other Livestock

**FIG 2: REVENUE BY THERAPEUTIC AREA<sup>1</sup>**



- Anti-infectives
- Vaccines
- Other pharmaceuticals
- Parasiticides
- Medicated feed additives
- Other non-pharma

**FIG 3: REVENUE BY PRODUCT LINE**



- Top 10 products
- All other product lines

Top three products: 21%